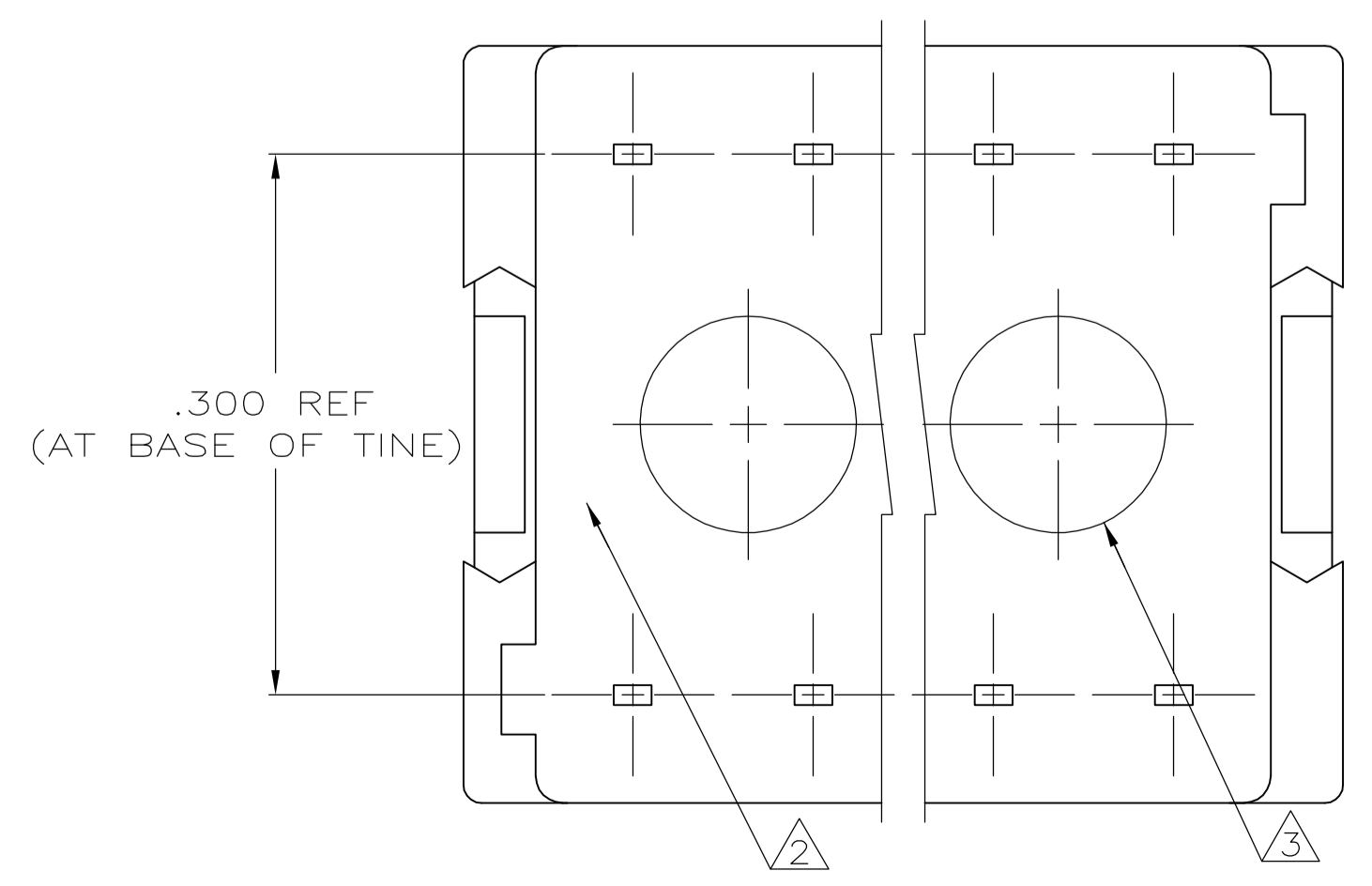
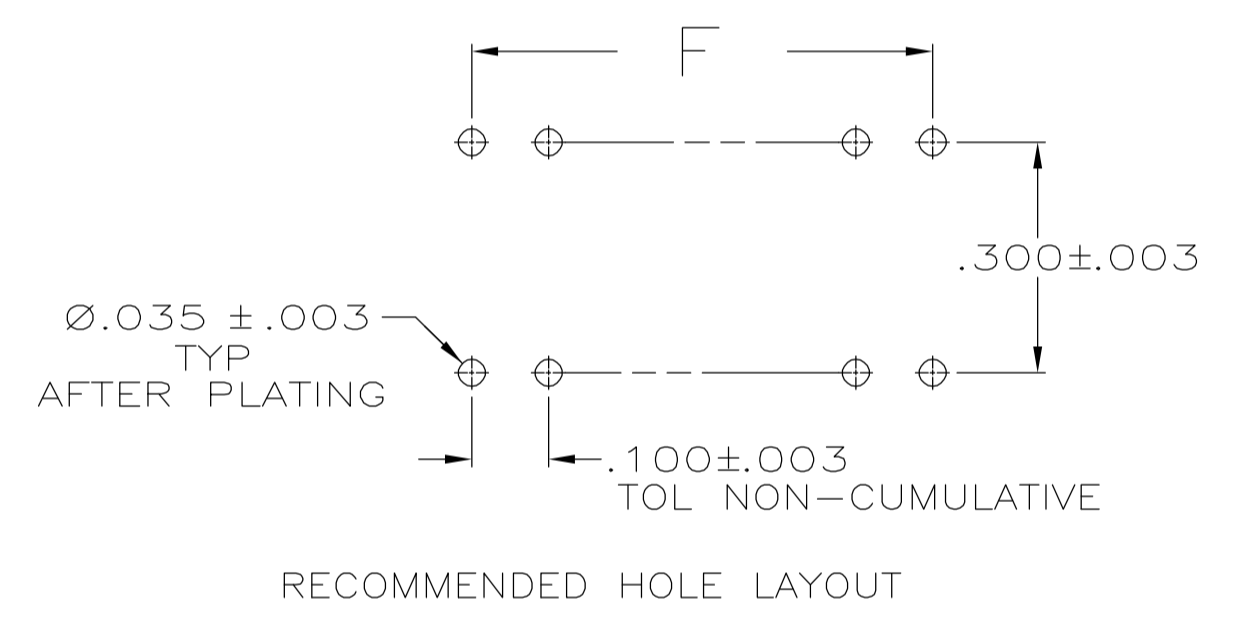
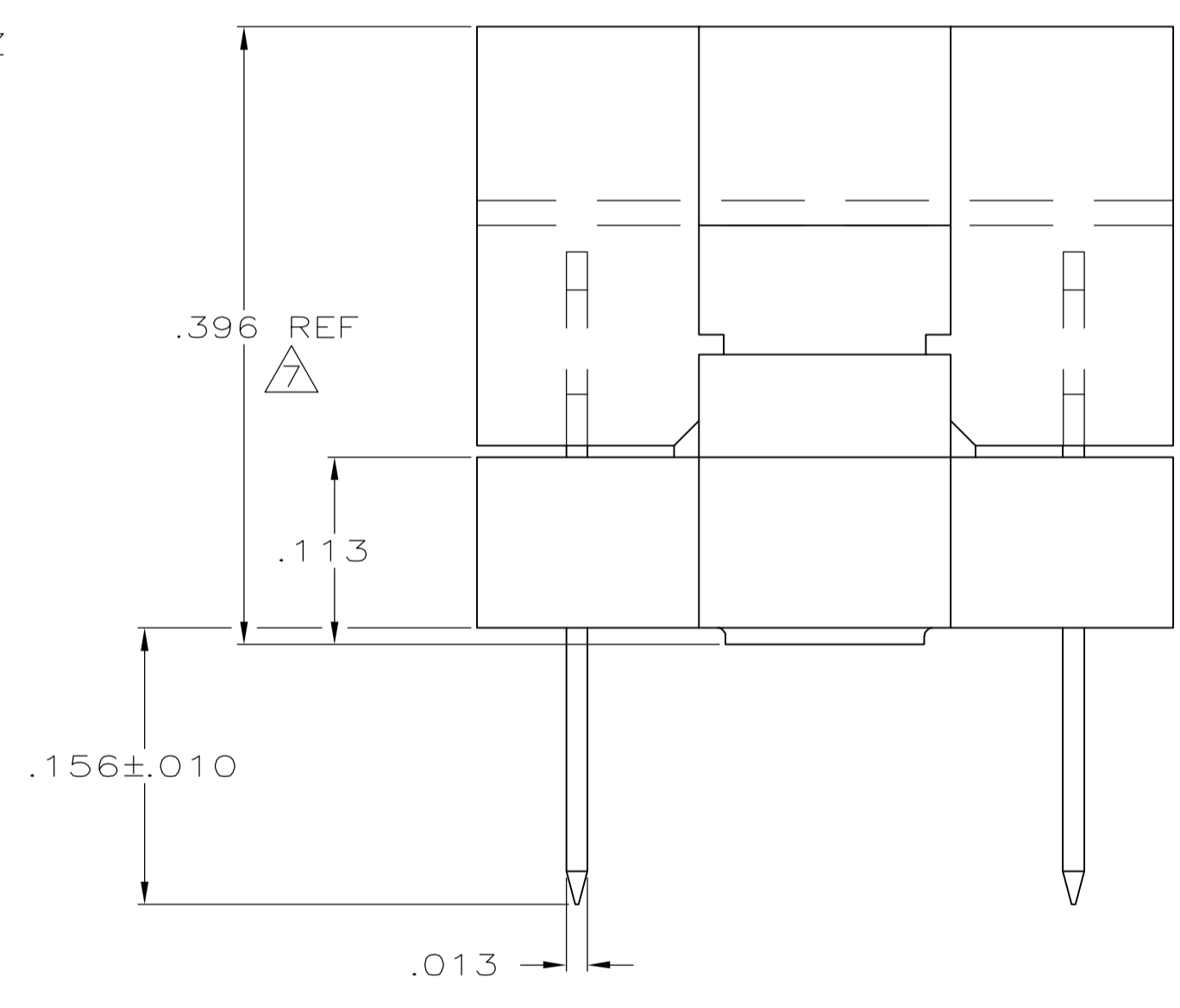
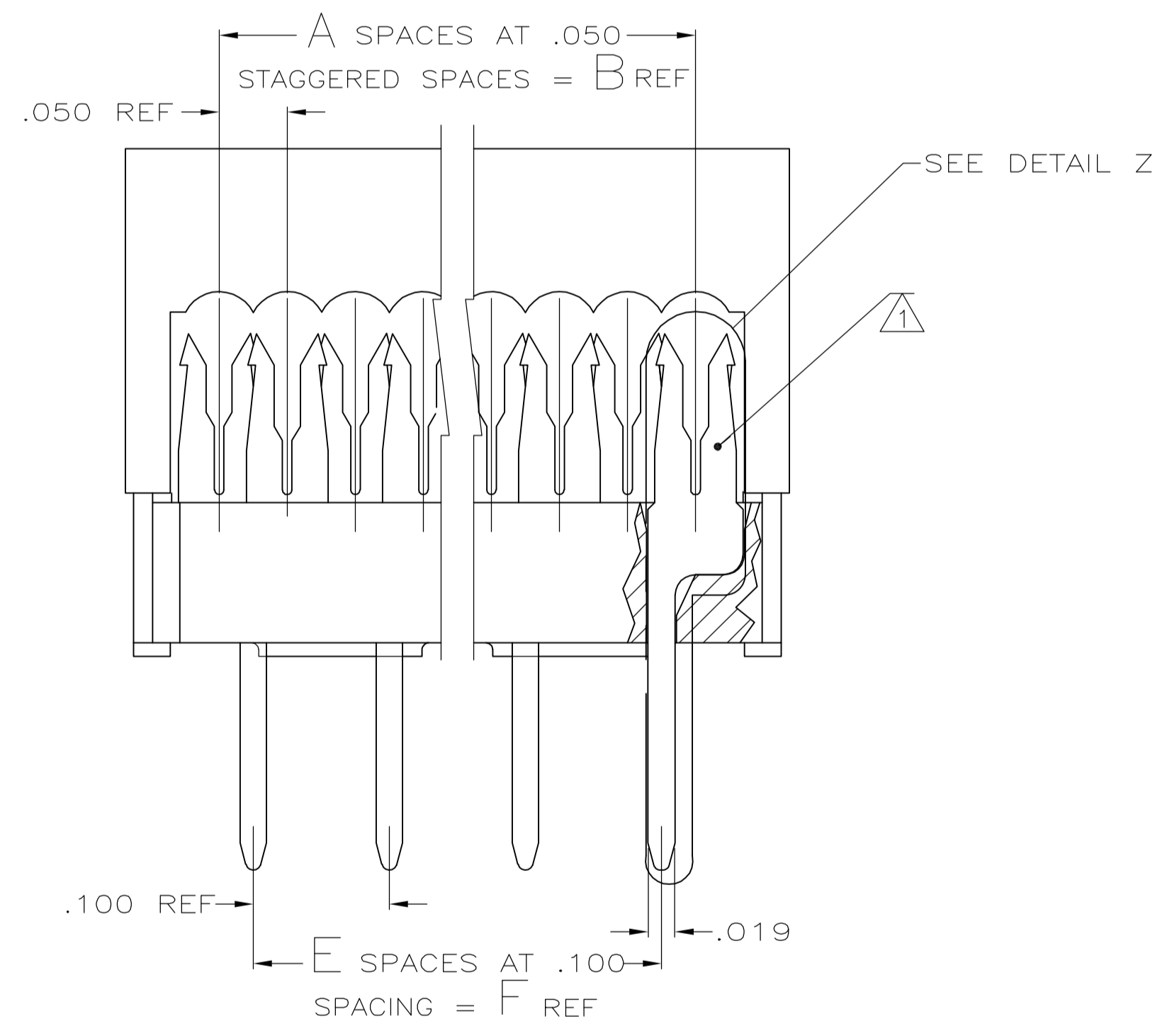


- ① CONTACTS DESIGNED FOR 28 AWG STRANDED OR 26,28, & 30 AWG SOLID WIRE.
- ② AMP TRADEMARK LOCATED IN APPROX AREA SHOWN.
- ③ STANDOFFS: POSN 8 (2) STANDOFFS AS SHOWN. POSN 14-18 (3) STANDOFFS, (1) CENTERED BETWEEN (2) SHOWN
- ④ PLATED WITH .000100 - .000200 BRIGHT TIN LEAD OVER .000050 NICKEL.
- ⑤ PLATED WITH .000030 GOLD OVER .000050 NICKEL.
- ⑥ GOLD FLASH OVER .000050 NICKEL.
- ⑦ HEIGHT AFTER TERMINATION IS .253 REF.
- ⑧ INDICATES NO 1 POSITION.
- ⑨ PLATED WITH .000005 MIN GOLD IN IDC AREA OVER .000050 MIN NICKEL.
- ⑩ MOLDED PARTS: 94V-0 RATED THERMOPLASTIC, COLOR BLACK. CONTACTS: PHOS BRONZE.



⑨	⑤	⑥	.900	9	1.088	.900	.950	19	20	1-746611-0	
⑨	⑤	⑥	.800	8	.988	.800	.850	17	18	-9	
⑨	⑤	⑥	.600	6	.788	.600	.650	13	14	-8	
⑨	⑤	⑥	.300	3	.488	.300	.350	7	8	-7	
⑨	⑤	⑥	.700	7	.888	.700	.750	15	16	-6	
OBSOLETE	④	⑤	⑥	.900	9	1.088	.900	.950	19	20	-5
OBSOLETE	④	⑤	⑥	.800	8	.988	.800	.850	17	18	-4
OBSOLETE	④	⑤	⑥	.700	7	.888	.700	.750	15	16	-3
OBSOLETE	④	⑤	⑥	.600	6	.788	.600	.650	13	14	-2
OBSOLETE	④	⑤	⑥	.300	3	.488	.300	.350	7	8	746611-1
			CONTACT FINISH	F	E	D	C	B	A	NO OF POSN	PART NO

THIS DRAWING IS A CONTROLLED DOCUMENT.

DIMENSIONS: INCHES	TOLERANCES UNLESS OTHERWISE SPECIFIED:	DIN L VARELA - DOCKS 11-29-04	APVD C. ROHDE 11-29-04	NAME M. WALMSLEY 11-29-04	tyco Electronics	Tyco Electronics Corporation Harrisburg, PA 17105-3608	
0 PLC ± -	1 PLC ± -	2 PLC ± -	3 PLC ± .005	4 PLC ± -	ANGLES ± -		
MATERIAL	FINISH CONTACTS: SEE TABLE	10	11-29-04	11-29-04	108-40013	114-40005	
SIZE	CODE	DRAWING NO	RESTRICTED TO	WEIGHT	SCALE	SHEET 1 OF 1	REV K
A1	00779	C=746611			10:1		